

Business Planning 2016/17-2019/2020

General Budget Consultation 2016/17

Interim Consultation Report

**December 2015 -February 2016
Consultation
Communications**

SECTION 1

Executive Summary

1. EXECUTIVE SUMMARY

This report sets out the consultation findings from the formal General Budget Consultation 2016/17. The consultation will close on 12 February and this interim report gives the latest position at the time of drafting on 9 February 2016. The final consultation results, together with further analysis on the equality data, will be included in the report to Full Council on 1 March 2016, which will make the final decision on the council's budget for 2016/17.

2. Summary of approach

2.1 Preliminary consultation and engagement

The council has already undertaken a range of consultation and engagement to inform the council's development of the Corporate Plan strategic priorities and 5 year commissioning priorities and plans, along with indicative savings proposals to inform the MTFS. The preliminary consultation was designed to:

- a. Inform the Priorities and Spending Review by gathering insight to explore where savings and income generation can be made across the council;
- b. Understand residents' views of council priorities and valued services;
- c. Gain an in-depth understanding of stakeholders' priorities and how they would want the council to approach the budget and allocation of resources over the next five years.

Last year formal consultation took place on the Strategic Plan to 2020. The results were presented to Policy and Resources Committee in February 2015 and Full Council in March 2015, before signing off the final Strategic Plan and MTFS to 2020.

2.2 Formal general budget consultation on the council's budget 2016/17 (18 December- 12 February 2016)

A summary of the key findings as at the 9 February is outlined on the following pages. Detailed findings can be found in Section 2 of this report.

2.2.1 Summary of method

The general consultation consisted of an online questionnaire published on <http://engage.barnet.gov.uk/> together with a consultation document which provided detailed background information about the council's budget setting process and the financial challenges the council faces. Paper copies and an easy read version of the consultation was also made available on request.

As part of the council's statutory duty to consult with National Non Domestic Rate (NNDR) Payers, letters were sent out to all the council's NNDR payers inviting them to take part in the consultation.

The consultation was widely promoted via the council's residents' magazine, Barnet First; Barnet Online; local press; Twitter; Face book; Area Forums; and posters in libraries and other public places.

Super-users, i.e. users of non-universal services, were also invited to take part in the consultation through Community Barnet; Communities Together Network, Youth Board, and Delivery Unit newsletters/circulars and super user mailing lists.

A separate questionnaire was sent to the Citizens' Panel² to ensure the views of a representative sample of the borough's population were captured on the proposal not to increase Council Tax in 2016/17, and whether or not the council should introduce the 2% 'adult social care precept' Council Tax increase

2.2.2 Response to the consultation

As at the 9 February 2016, a total of 556 questionnaires have been completed, 101 by the general public available on Engage Barnet, and 445 by the Citizens' Panel.

The Citizens' Panel response was weighted to ensure the achieved sample was representative of the borough's population.

Due to the small sample size of the general public consultation (101), these findings should be treated with caution. For this reason the findings have been reported on separately, so that comparisons can be made with the much larger representative sample from the Citizens' Panel.

3. Summary of key findings

3.1 Council's proposal not to increase general Council Tax in 2016

445 Citizens' Panel members and 81 respondents completing the general public answered this question.

The Citizens' Panel sample are more likely to agree with the proposal not to increase general Council Tax compared to those responding to the general public consultation.

- Table 1 over the page shows 59 per cent (264 out of 445) **agreed** with the council's proposal not to increase general Council Tax in 2016/17. A further third disagreed (29 per cent), and 11 per cent said they did not know or were not sure.
- In contrast, 56 per cent (45 out of 81) of those responding to the general public consultation, **disagreed** with the councils proposal not to increase council tax in 2016/17. Only a third agreed (31 per cent, 26 out of 81 respondents) and 13 per cent (11 out of 81) said they were not sure or did not know.

Table 1: Council's proposal not to increase general Council Tax in 2016/17

² The Citizens' Panel is made up of 2000 Barnet residents, selected to be representative of the adult population of the borough in terms of ward, age, gender, ethnicity, housing tenure, faith and disability

GENERAL BUDGET CONSULTATION 2016/17

Do you agree with the council's plans not to increase the proportion of Council Tax bills which can be spent on general local services?	Citizens' Panel		General Public	
	%	Number	%	Number
Yes	59%	264	31%	26
No	29%	130	56%	47
Don't know/Not sure	11%	50	13%	11
Total	100%	445	100%	81

3.2 Citizen Panel response, differences by different demographic sub groups

- When looking at the Citizens' Panel response by different demographic sub groups, respondents who are Asian or of other ethnic origin, of Hindu and Muslim faith are significantly more likely to support the council's proposal not to increase general Council Tax.
- In contrast, respondents who are of Black ethnic origin or are atheist are significantly less likely to support the proposal.

3.3 Reasons given by those who agreed with the proposal not to increase general Council Tax in 2016/17

Of those who indicated they agreed with the proposal 54 per cent of Citizens' Panel and 38 per cent (9 out of 26 respondents) of the general public respondents did not give a reason for their response. Of the respondents who did give a reason, the top five most frequently cited reasons were:

- **'Earnings / Incomes have not increased in reality / Many people struggle already / I cannot afford it / Good for pensioners and those on low income or on fixed income'** 13 per cent of the Citizens' Panel who agreed mentioned this as a reason for their support. 19 per cent (5 out of 26) of the general public consultation also gave this reason.
- **'Barnet Council Tax is very high already / Enough is being charged/ Affordable/ Fair'** 12 per cent of Citizens' Panel respondents, who agreed with the proposal, cited this as a reason for why they supported the proposal not to increase general Council Tax. Black residents were significantly more likely to cite this reason (48%). 4 per cent (1 out of 26) of the general public consultation also gave this reason.
- **'Services: Seem to be coping with the cuts / Assume council confident services will be maintained'** 12 per cent of the Citizens' Panel gave this as a reason for their support. 4 per cent (1 out of 26) of the general public consultation also gave this reason.
- **'Council workers are inefficient / waste money / Council needs to manage itself better/ Can make more savings on overheads/ There are other areas where savings can be made to reduce wastage. Bin collections, street lighting and social services'** 7 per cent of the Citizens' Panel cited this as a reason for why they supported the proposal not to increase general Council Tax.

None of the general public consultation respondents gave this reason. 12 per cent (3 out of 26) of the general public consultation also gave this reason.

- ***‘Services: Social Care / Adult Care/ Services for the vulnerable need an increase in funding’*** 3 per cent of the Citizens’ Panel cited this as a reason for why they agreed with the proposal not to increase general Council Tax. None of the general public consultation respondents gave this reason.

3.4 Reasons given by those who did not agree with the proposal not to increase general Council Tax in 2016/17

Of those who indicated they did not agree with the proposal, 32 per cent of the Citizens’ Panel sample, and 11 per cent (5 out of 47 respondents) of the general public sample did not give a reason for their response. Of the respondents who did give a reason, the top five most frequently cited reasons were:

- ***‘Services: generally need increase in funding/ If not increased concern that level of services would decrease/ Should be protected/ An increase is necessary’*** 46 per cent of Citizens’ Panel respondents who disagreed cited this as a reason for why they did not support the proposal not to increase general Council Tax. 22 out of 47 of the general public consultation respondents gave this reason.
- ***‘Services: Social Care / Adult Care/ Services for the vulnerable need an increase in funding’*** 10 per cent of the Citizens’ Panel mentioned this as a reason why they disagreed. 8 out of 47 of the general public consultation also gave this reason.
- ***‘People need to understand they have to pay for services’*** 10 per cent of the Citizens’ Panel cited this as a reason for why they did not support the proposal not to increase general Council Tax. 2 out of 47 of the general public consultation also gave this reason.
- ***‘Council workers are inefficient/ waste money/ Council needs to manage itself better/ Can make more savings on overheads’*** 7 per cent of the Citizens’ Panel cited this as a reason for why they disagreed with the proposal. 4 out of 47 of the general public consultation also gave this reason.
- ***‘Services: Maintenance of roads and pavements already low’*** 5 per cent of the Citizens’ Panel cited this as a reason for why they disagreed with the proposal. None of the general public consultation respondents gave this reason.

3.5 Council Tax –Social Care ‘Precept’

Respondents were also asked for their views on whether they think the council should increase Council Tax by 2% in 2016/17 via a ‘social care precept’, on the basis that the money is specifically reserved for adult social care.

GENERAL BUDGET CONSULTATION 2016/17

The Citizens' Panel (55 per cent) were much less likely to say 'Yes' the council should increase Council Tax by 2 per cent via the 'social care precept' next year, compared to the general public consultation (71 per cent).

- Table 2 shows that just over half of the Citizens' Panel (55 per cent) think the council should increase Council Tax by 2% via the 'social care precept'. A further third disagreed (32 per cent), and 14 per cent said they did not know or they were not sure.
- In contrast, nearly three quarters of those responding to the general public consultation think the council's should increase Council Tax by 2% via the 'social care precept' (71 per cent, 60 out of 84). However, a quarter thinks the council should not increase Council Tax by 2 per cent via the 'social care precept' (26 per cent, 22 out of 84 respondents). No respondents said they were not sure or did not know.

Table 2: Respondents views on whether the council should increase Council Tax in 2016/17 via a 'social care precept'

Do you think that the council should increase Council Tax by 2 per cent in 2016/17 via a 'social care precept'? ³	Citizens' Panel		General Public	
	%	Number	%	Number
Yes	55%	243	71%	60
No	32%	142	26%	22
Don't know/Not sure	14%	60	2%	2
Total	100%	445	100%	84

3.6 Citizen Panel response, differences by different demographic sub groups

When looking at the Citizens' Panel response by different demographic sub groups, respondents who live in Finchley and Golders Green constituency, aged 65+ and who are agnostic or atheist are significantly more likely to support a 2 per cent 'social care precept' Council Tax increase. Conversely, respondents living in Hendon constituency, aged 18-24, of Asian or of Black ethnic origin, of Hindu or Muslim faith, living in private rental, or social housing, are significantly less likely to support a 2 per cent 'social care precept' Council Tax increase.

3.7 Reasons why respondents think the council should increase Council Tax by 2 per cent in 2016/17 via a 'social care precept'

Of those who indicated they agreed with this increase in Council Tax, 42 per cent of Citizens' Panel and 31 per cent (18 out of 60 respondents) of the general public respondents who agreed did not give a reason for their response. Of the respondents who did give a reason, the top five most frequently cited reasons were:

³ Do you think that the council should increase Council Tax by 2% in 2016/17 via a 'social care precept', which would generate up to £3 million - equivalent to an additional £22 per year for a Band D property - on the basis that the money is specifically reserved for adult social care, including care for the elderly?

- ***'Adult social care needs further funding / Care for the elderly and vulnerable needs more attention/Agree this is required'*** 33 per cent of Citizens' Panel respondents cited this as a reason why they think the council's should increase Council Tax by 2 per cent via the 'social care precept'. 25 out of 60 of the general public consultation also gave this reason.
- ***'2 per cent / £22 would be manageable / affordable by all/most people'*** 16 per cent of Citizens' Panel respondents cited this as a reason for why they support an increase in Council Tax by 2% via the 'social care precept'. 12 out of 60 of the general public consultation also gave this reason.
- ***'The population is ageing. More resources are required for them/ Barnet has a large population of older adults'*** 12 per cent of the Citizens' Panel gave this as a reason for their support. 5 out of 60 of the general public consultation also gave this reason.
- ***'If Council Tax is not increased concern that level of services would decrease/ Service should be protected'*** 6 per cent of the Citizens' Panel cited this as a reason why they think the council's should increase Council Tax by 2% via the 'social care precept'. 3 out of 60 of the general public consultation also gave this reason.

3.8 **Reasons why respondents do not think the council should increase Council Tax by 2 per cent in 2016/17 via a 'social care precept'**

Of those who indicated they do not think the council's should not increase Council Tax by 2 per cent via the 'social care precept', 41 per cent of Citizens' Panel and 24 per cent (5 out of 22 respondents) of the general public respondents did not give a reason for their response. Of the respondents who did give a reason, the top five most frequently cited reasons were:

- ***'Earnings/ Incomes have not increased in reality / Many people struggle already'*** 17 per cent of Citizens' Panel respondents cited this as a reason why they do not think the council should increase Council Tax by 2% via the 'social care precept' 5 out of 22 of the general public consultation also gave this reason.
- ***'Don't understand why an increase should be necessary. Where is the case for it/ Need more detailed information/ publish spending'*** 7 per cent of Citizens' Panel respondents cited this as a reason why they do not support an increase in Council Tax by 2% via the 'social care precept'. None of the general public consultation respondents gave this reason.
- ***'Disagree. Why single out one service/ Other services also require more funding'*** 6 per cent of the Citizens' Panel gave this as a reason why they do not want a 2 per cent 'social care' Council Tax increase. None of the general public consultation respondents gave this reason.
- ***'Those who earn most should pay more/ Those in the most valuable houses should pay more'*** 6 per cent of the Citizens' Panel cited this as a reason why they do not think the council's should increase Council Tax by 2 per cent via the 'social care precept'. None of the general public consultation also gave this reason.
- ***'Barnet Council Tax is very high already/ Enough is being charged'*** 5 per cent of the Citizens' Panel cited this as a reason as a reason why they do not want

a 2 per cent 'social care' Council Tax increase. 7 out of 22 of the general public consultation respondents gave this reason.

4. Overall budget and savings for 2016/17

The Citizens' Panel were not asked questions on the overall budget and saving proposals for 2016/17. These were only asked of the general public.

The consultation findings outlined on the following pages are from the general public consultation. At the time of writing 101 responses have been completed.

4.1 Overall budget and savings for 2016/17

Respondents were asked if they had any comments to make on the overall budget, and in particular on how the 2016/17 proposed savings have been allocated across the different Theme Committees.

Of those who responded to the whole general public consultation 74 out of 101 gave a response to this question. The top five most frequently cited comments were:

- **'Agree with 2% increase to aid the elderly'** (16%, 16 out of 101 respondents)
- **'Library Service: Concern about cuts'** (9%, 9 out of 101 respondents)
- **'Concern about reduction in level of services'** (8%, 8 out of 101 respondents)
- **'Concern about reduction in level of service'** (7%, 7 out of 101 respondents)
- **'Raise Council Tax / If Council Tax had been raised over the last four years these cuts would not be necessary'** (7%, 7 out of 101 respondents).

4.2 Theme Committee Saving Proposals 2016/17

Respondents were asked the following questions on the saving proposals within each Theme Committee for 2016/17:

- Do you have any comments to make about the savings being proposed within this Committee's budget for 2016/17?
- Overall, to what extent do you agree or disagree with the savings that have been proposed within this Committee's budget for 2016/17?
- If you disagree, please give reasons for your answer:
- If you disagree, do you have any alternative suggestions for where the council could make these savings or generate income?

The table 3, over the page, summarises the headline findings on the extent to which respondents agreed or disagreed with the savings proposed within each committee.

GENERAL BUDGET CONSULTATION 2016/17

Further analysis on all the open ended questions is provided in section 2 of this report.

Table 3: Summary of headline findings on the extent of which respondents agreed or disagreed with the savings proposed within each committee.

Theme Committee	Consultation Findings
Policy and Resources	More respondents disagreed with the proposed savings in Policy and Resources Committee- 18 out of 57 respondents agreed, 29 out of 57 disagreed. Five respondents indicated they Neither agree nor disagree and four indicated Don't know/Not sure.
Adults and Safeguarding	More respondents disagreed with the proposed savings within the Adults and Safeguarding Committee - 29 out of 71 respondents agreed compared to 42 out of 71 who disagreed. Seven respondents indicated they Neither agree nor disagree and two indicated Don't know/Not sure.
Children, Education, Libraries and Safeguarding	More respondents disagreed with the proposed savings within the Children, Education, Libraries and Safeguarding Committee - 39 out of 59 respondents disagreed compared to 15 out of 59 who agreed. Three respondents indicated they Neither agree nor disagree and two indicated Don't know/Not sure.
Environment	More respondents agreed with the proposed savings within Environment Committee - 25 out of 51 respondents agreed compared to 16 out of 51 who disagreed. 9 respondents indicated they Neither agree nor disagree and one indicated Don't know/Not sure.
Assets, Regeneration and Growth	Opinion was slightly more mixed on the saving proposals within this committee, with no clear majority agreeing or disagreeing – 17 out of 42 respondents agreed compared to 11 out of 42 who disagreed. Eleven respondents indicated they Neither agree nor disagree and three indicated Don't know/Not sure.
Community Leadership	The majority of respondents agreed with the budget proposals within this committee - 19 out of 32 respondents agreed and 7 out of 32 disagreed.
Housing	More respondents disagreed with the proposed savings within the Adults and Safeguarding Committee's - 13 out of 27 disagreed and 8 agreed. Six respondents indicated they Neither agree nor disagree.

SECTION 2

Business Planning 2016-2020

General Budget Consultation

2016/17

Detailed Findings

1. BACKGROUND

As is usual practice, the budget proposals for 2016/17 have been subject to a formal public consultation. The consultation closed on 12 February and this interim report sets out the latest position at the time of drafting on 9 February 2016. The final consultation results will be included in the report to Full Council on 1 March 2016, which will make the final decision on the council's budget for 2016/17.

1.1 Preliminary consultation and engagement

The council has already undertaken a range of consultation and engagement to inform the council's development of the Corporate Plan strategic priorities and 5 year Commissioning priorities and plans, along with indicative savings proposals to inform the MTFS.

The preliminary consultation was designed to:

- a) Inform the Priorities and Spending Review by gathering insight to explore where savings and income generation can be made across the council
- b) Understand residents' views of council priorities and valued services
- c) Gain an in-depth understanding of stakeholders' priorities and how they would want the council to approach the budget and allocation of resources over the next five years.

Last year this formal consultation took place on the Strategic Plan to 2020. The results of which were presented to Policy and Resources Committee in February 2015 and Full Council in March 2015, before signing off the final Strategic Plan and MTFS to 2020.

The Strategic Plan consultation was designed to consult on the combined package of the Corporate Plan; Commissioning Priorities; and budget to 2020.

The consultation aimed to:

- Create a stronger link between strategy, priorities and resources;
- Place a stronger emphasis on commissioning as a driver of the business planning process;
- Focus on how the council will use its resources to achieve its Commissioning Plans.

Table 1 over the page outlines the phases of consultation and engagement to date:

GENERAL BUDGET CONSULTATION 2016/17

Table 1: Consultation and Engagement that has informed the council's business planning to 2020

Phase	Date	Summary
Phase 1: Setting out the challenge	Summer 2013	The council forecast that its budget would reduce by a further £72m between 2016/17 and 2019/20, setting the scene for the PSR consultation
Phase 2: PSR consultation to inform development of options	October 2013 - June 2014	<ul style="list-style-type: none"> • Engagement through Citizen's Panel Workshops which focused on stakeholder priorities and how they would want the Council to approach the Priorities and Spending Review • An open 'Call for Evidence' asking residents to feedback ideas on the future of public services in Barnet.
Phase 3: Engagement through Committees	Summer 2015	<ul style="list-style-type: none"> • Focus on developing commissioning priorities and MTFs proposals for each of the 6 committees • Engagement through Committee meetings and working groups
Phase 4: Strategic Plan to 2020 Consultation	December 2014 – February 2015	<ul style="list-style-type: none"> • A series of 6 workshops with a cross section of residents recruited from the Citizens Panel and Youth Board, plus two workshops with users of council services. • An online survey

2 Formal Budget Consultation 2016/17

2.1 Overview

The preliminary consultation and engagement has informed the development of the council's 2016/17 budget proposals to be put forward for formal consultation.

To allow for an eight week budget consultation, a general budget consultation began after Policy and Resources Committee on the 18 December 2015 and concluded on 12 February 2016. This report outlines the headline interim findings as of the 9 February 2016.

The final consultation findings and full report will be taken to Full Council on 1 March 2016.

2.2 Technical details and method

In summary, the consultation was administered as follows:

- The General Budget Consultation was open for eight weeks, from the 18th December 2015 to 12th February 2016.
- The consultation was published on Engage Barnet <http://engage.barnet.gov.uk> together with a consultation document which provided detailed background information about the council's budget setting process and the financial challenges the council faces.
- Respondent's views were gathered via online survey. Paper copies and an easy read version of the consultation were also made available on request.

- As part of the council's statutory duty to consult with National Non Domestic Rate (NNDR) Payers, letters were sent out to all the council's NNDR payers inviting them to take part in the consultation.
- The consultation was widely promoted via the council's residents' magazine, Barnet First; Barnet Online; local press; Twitter; Facebook; Area Forums; and posters in libraries and other public places.
- Super-users, i.e. users of non-universal services, have also been invited to take part in the consultation through Community Barnet; Communities Together Network, Youth Board, and Delivery Unit newsletters/circulars and super user mailing lists.
- A separate questionnaire was sent to the Citizens' Panel⁴ to ensure the views of a representative sample of the borough's population were captured on the proposal not to increase Council Tax and whether or not the council should introduce the 2% 'adult social care precept' Council Tax increase

2.3 Questionnaire design

The questionnaire was developed to ascertain residents' views on the overall size and individual components of the 2016/17 budget in general terms. In particular the consultation invited views on the:

- Overall budget and saving proposals;
- the savings being proposed within each Theme Committee;
- the proposal not to increase general Council Tax;
- whether or not the council should introduce the 2% 'adult social care precept' Council Tax increase.

In order to enable a further understanding and in-depth analysis the questionnaire also included:

- Open ended questions, where respondents were invited to write in any comments on the savings proposed within each committee, and if they disagreed with the committee's savings to say why and where they would suggest the council could make alternative savings;
- Open ended questions were included on the Council Tax questions to explore reasons if they supported or opposed the proposals;
- Key demographic questions were also included which covered the equality questions.

Throughout the questionnaire, and where applicable, hyperlinks were provided to relevant sections of the consultation document, and to the detailed savings for each Committee. Those respondents who elected to receive a paper copy were also sent the consultation document, and the detailed 2016/17 savings. Where relevant, the questions referenced the page numbers of corresponding sections of the consultation document and savings.

2.4 Response to the consultation

⁴ The Citizens' Panel is made up of 2000 Barnet residents, selected to be representative of the adult population of the borough in terms of ward, age, gender, ethnicity, housing tenure, faith and disability

GENERAL BUDGET CONSULTATION 2016/17

As at the 9 February 2016, a total of 546 questionnaires have been completed, 101 by the general public available on Engage Barnet, and 445 by the Citizens' Panel.

The Citizens' Panel response was weighted to ensure the achieved sample was representative of the borough's population. Due to the small sample size of the general public consultation (101), these **findings should be treated with caution**. For this reason the findings have been reported on separately, so that comparisons can be made with the much larger representative sample from the Citizens' Panel.

As outlined under paragraph 2.2, the Citizens' Panel were only asked questions on the different options for Council Tax and were not asked questions on the council's 2016/17 Budget.

2.5 General Public response and profile

Table 2 over the page shows the profile of those who responded to the general public consultation. Of the 101 responses received, those who replied were mainly residents (68 per cent, 68 out of 101).

Despite writing to all NNDR payers, only six responses were received from businesses based in Barnet (three of these were residents as well as a business in based Barnet). Two letters were also received from businesses, in response to writing out to all NNDRs, and their comments have been also included in the coding of verbatim comments.

24 per cent of the sample (24 out of 101 respondents) chose not to answer this question.

Table 2: General Public Sample Profile

Type	Number	%
Resident	68	69%
Business	3	3%
Resident and business based in Barnet	3	3%
Public sector organisation	0	0%
Voluntary/community organisation	2	2%
Other	1	1%
Not answered	24	24%
Total	101	100%

2.6 Citizens' Panel response and sample profile

A combined postal and online survey method⁵ was mailed out to 2000 members of Barnet's Citizens' Panel, to date, a total of 445 surveys have been completed (129 postal and 316 online) giving a response rate of 23 per cent.

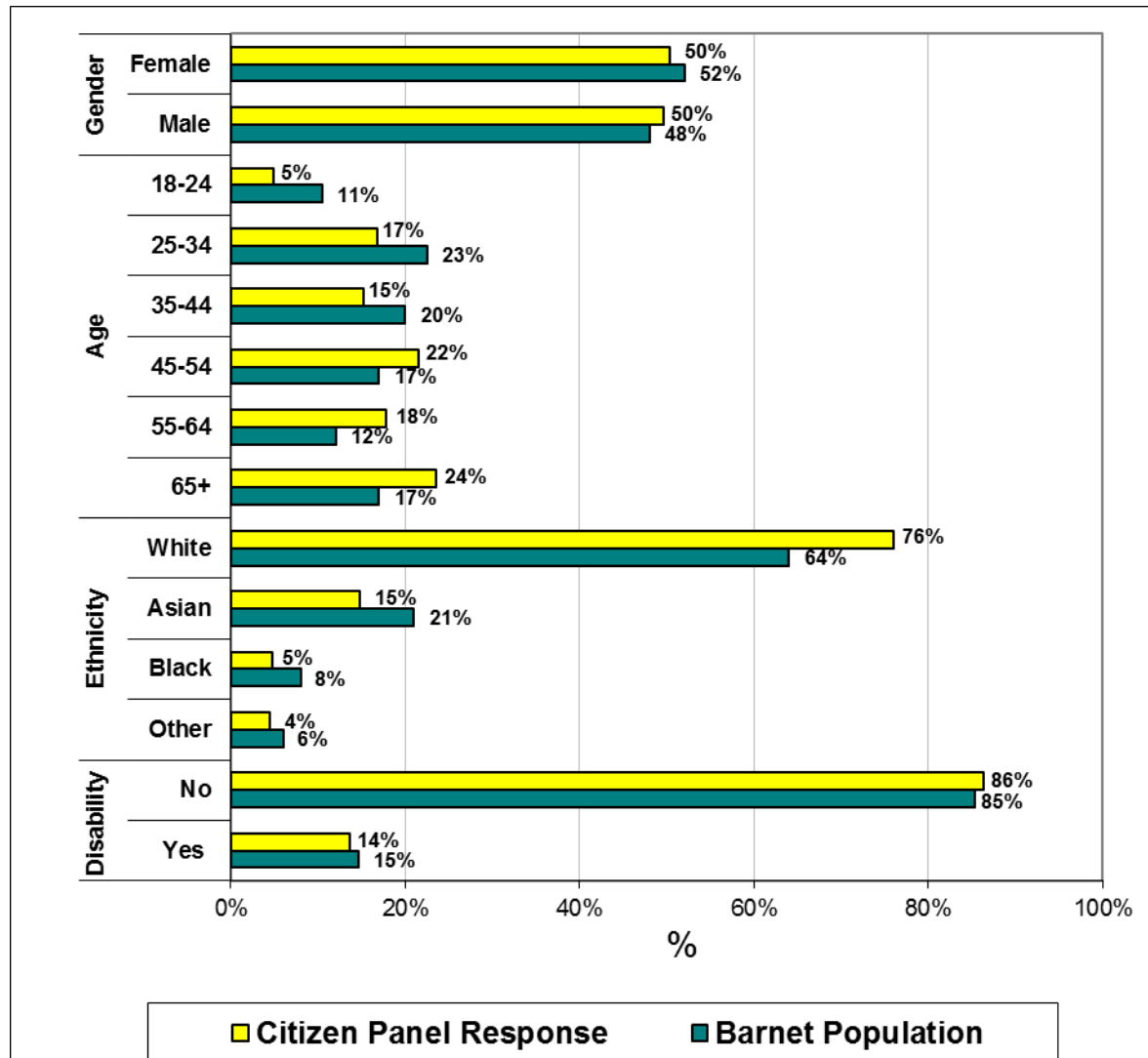
⁵ When panel members are recruited they are given the choice of which method they prefer to receive their surveys; either online sent to their e mail address, or hard copy sent to their postal address.

GENERAL BUDGET CONSULTATION 2016/17

At the time of writing the chart below shows the demographic profile of those who responded to the panel survey compared to the population of Barnet.

The sample that responded closely matches Barnet’s population profile. Weighting has been applied to tackle the issue of under and over representation in the sample, and it is the weighted data that is reported on in this report.

Chart 1: Citizens’ Panel Sample profile – key demographics



2.9 Calculating and reporting on results

The results are based on “valid responses” only, i.e. all those providing an answer (this may or may not be the same as the total sample) unless otherwise specified. The base size may therefore vary from question to question depending on the extent of non –response.

3 Results in detail:

3.1 Council Tax

3.1.2 Council's proposal not to increase general Council Tax in 2016/17

Respondents were asked if they agreed with the council's proposals not to increase the proportion of Council Tax bills which can be spent on general local services.

The Citizens' Panel sample are more likely to say 'Yes' they agree with the proposal not to increase general Council Tax compared to those responding to the general public consultation.

- The table below shows that 59 per cent (264 out of 445) of the Citizens' Panel **agreed** with the council's proposal not to increase general Council Tax in 2016/17. A further third disagreed (29 per cent), and 11 per cent said they did not know or were not sure.
- In contrast, 56 per cent, (47 out of 84) of those responding to the general public consultation **disagreed** with the council's proposal not to increase Council Tax in 2016/17. A third agreed (31 per cent, 26 out of 84 respondents) and 13 per cent (11 out of 84) said they were not sure or did not know.

Table 3: Council's proposal not to increase general Council Tax in 2016/17

Do you agree with the council's plans not to increase the proportion of Council Tax bills which can be spent on general local services?	Citizens' Panel		General Public	
	%	Number	%	Number
Yes	59%	264	31%	26
No	29%	130	56%	47
Don't know/Not sure	11%	50	13%	11
Total	100%	445	100%	84

3.1.3 Citizen Panel response, differences by different demographic sub groups

Respondents who agree with the council's proposal not to increase Council Tax, broken down by demographic group.

The chart over the page shows how the responses to this question from the Citizens' Panel, who stated they agreed with the council's proposal not to increase Council Tax, vary across different demographic sub-groups.

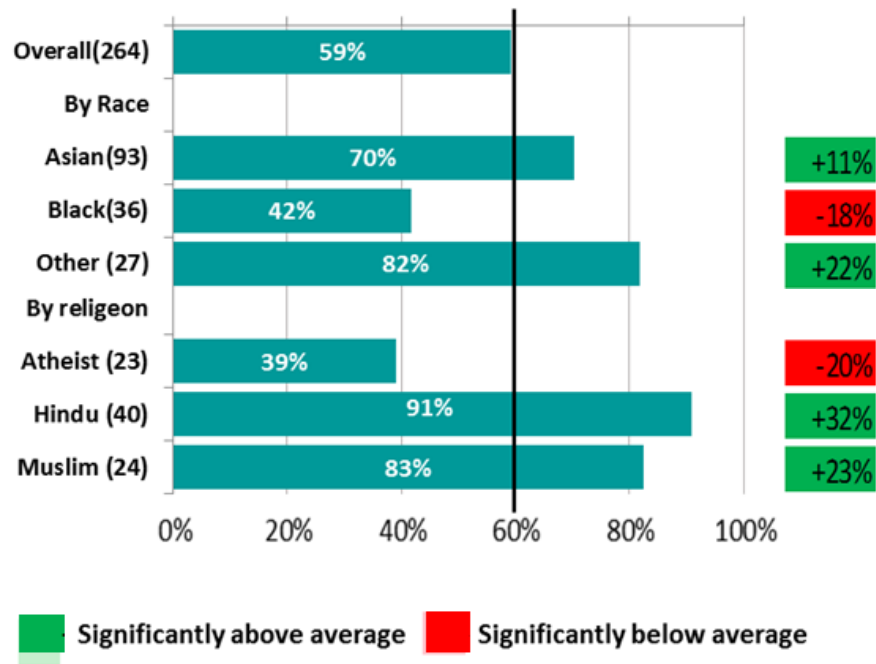
Results for sub-groups which are significantly more likely than the overall score are highlighted in green, whilst results which are significantly less likely are highlighted in red.

- Respondents who are of Asian or of other ethnic origin, of Hindu or Muslim faith are significantly more likely to say they agree with the council's proposal not to increase general Council Tax.

GENERAL BUDGET CONSULTATION 2016/17

- Respondents of Black ethnic origin or are Atheist are significantly less likely to indicate they agree with the council's proposal not to increase Council Tax.

Chart 2: Citizens' Panel, Respondents who agreed with the proposal not to increase general Council Tax in 2016/17, demographic sub group significant differences



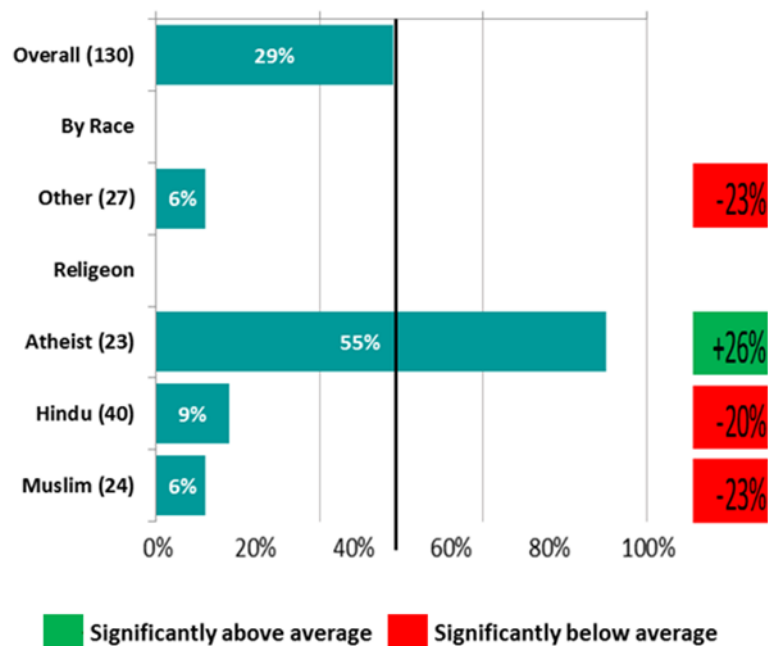
Respondents who did not agree with the council's proposal not to increase Council Tax broken down by demographic group.

Chart 3 over the page shows how Citizens' Panel responses, who did not agree with the council's proposal not to increase Council Tax, vary across different sub-groups.

- Respondents who are Atheist are significantly less likely to indicate they do not agree with the council's proposal not to increase Council Tax.
- In contrast respondents who are Hindu or Muslim of faith are significantly less likely to agree with the council's proposal not to increase general Council Tax.

Chart 3: Citizens' Panel, Respondents who indicated they disagreed with the proposal not to increase general Council Tax in 2016/17, demographic sub group significant differences

GENERAL BUDGET CONSULTATION 2016/17



3.1.4 Reasons given by those who agreed with the proposal not to increase general Council Tax in 2016/17

Respondents were asked to give reasons for their answer.

Table 6 over the page gives full details of the type of comments received on why respondents agreed with the proposals not to increase general Council Tax. The table is ranked by the Citizens' Panel sample most frequently mentioned reasons.

Of those who indicated they agreed with the proposal 54% per cent of Citizens' Panel and 38% per cent (9 out of 26 respondents) of the general public respondents did not give a reason for their response. Of the respondents who did give a reason, the top five most frequently cited reasons were:

- ***'Earnings/ Incomes have not increased in reality / Many people struggle already / I cannot afford it Good for pensioners / those on low income/ on fixed income'*** 13 per cent of the Citizens' Panel who agreed mentioned this as a reason for their support. 21 per cent (5 out of 26) of the general public consultation respondents gave this reason.
- ***'Barnet Council Tax is very high already / Enough is being charged'*** 12 per cent of Citizens' Panel respondents who agreed cited this as a reason for why they supported the proposal not to increase general Council Tax. 4 per cent (1 out of 26) of the general public consultation respondents gave this reason.
- ***'Services: Seem to be coping with the cuts / Assume council confident services will be maintained'*** 8 per cent of the Citizens' Panel gave this as a reason for their support. 4 per cent (1 out of 26) of the general public consultation also gave this reason.
- ***'Council workers are inefficient / waste money / Council needs to manage itself better/ Can make more savings on overheads'*** 7 per cent of the Citizens'

GENERAL BUDGET CONSULTATION 2016/17

Panel cited this as a reason for why they supported the proposal not to increase general Council Tax. 12 per cent (3 out of 26) of the general public consultation respondents gave this reason.

- **'Services: Social Care / Adult Care/ services for the vulnerable need an increase in funding'** 3 per cent of the Citizens' Panel cited this as a reason for why they agreed with the proposal not to increase general Council Tax. None of the general public consultation respondents gave this reason.

Table 6: Reasons why respondents agree with the council's proposal not to increase general Council Tax in 2016/17

Do you agree with the council's plans not to increase the proportion of Council Tax bills which can be spent on general local services in 2016/17? Please give reasons for your answer	Citizens' Panel		General Public	
	%	Base ⁶	%	Base ¹
THOSE WHO AGREE	100%	264	100%	26
No comment	54%	142	35%	9
Earnings/ Incomes have not increased in reality / Many people struggle already / I cannot afford it	13%	35	19%	5
Barnet council tax is very high already / Enough is being charged/ affordable by all/most people	12%	33	4%	1
Services: Seem to be coping with the cuts / Assume council confident services will be maintained	8%	21	4%	1
Council workers are inefficient / waste money / Council needs to manage itself better/ Can make more savings on overheads/ There are other areas where savings can be made to reduce wastage. Bin collections, street lighting, social services	7%	19	12%	3
Any future rises need to be gradual ones	3%	9	0%	0
Services: Social Care / Adult Care/ Services for the vulnerable need an increase in funding	3%	9	0%	0
A sensible move / Fair/ Excellent budgeting by the Council / Approval	4%	9	8%	2
Don't 'understand why an increase should be necessary. Where is the case for it/ Need more detailed information	2%	5	0%	0
Residents should be able to choose where the spending is made	1%	1	4%	1
Other	2%	6	8%	2
Total number of different types of comments		147		14

3.1.4 Reasons given by those who did not agree with the proposal not to increase general Council Tax in 2016/17

Table 7 gives full details of the type of comments received on why respondents did not agree with the proposals not to increase general Council Tax. The table is again ranked by the Citizens' Panel sample most frequently mentioned reasons.

⁶ Respondents could write in more than one comment. Percentages are calculated on the number of respondents who indicated they agree with the proposal.

GENERAL BUDGET CONSULTATION 2016/17

Of those who indicated they agreed with the proposal 32 per cent of Citizens' Panel and 11 per cent (5 out of 47 respondents) of the general public respondents did not give a reason for their response. Of the respondents who did give a reason, the top five most frequently cited reasons were:

- **'Services in general: Services generally need increase in funding If not increased concern that level of services would decrease/ Services should be protected / An increase is necessary / Fabric of community services needs maintaining'** 46 per cent of Citizens' Panel respondents who disagreed cited this as a reason for why they did not support the proposal not to increase general Council Tax. 22 out of 47 of the general public consultation respondents gave this reason.
- **'Adult Social Cares: Social Care / Adult Care/ Services for the vulnerable need an increase in funding'** 10 per cent of the Citizens' Panel mentioned this as a reason why they disagreed. 8 out of 47 of the general public consultation also gave this reason.
- **'People need to understand they have to pay for services'** 10 per cent of the Citizens' Panel cited this as a reason for why they did not support the proposal not to increase general Council Tax. 2 out of 47 of the general public consultation also gave this reason.
- **'Affordable by all / most people can pay / Fair'** 9 per cent of the Citizens' Panel gave this as a reason for why they did not support the proposal. 15 out of 47 of the general public consultation also gave this reason.
- **'Council workers are inefficient/ waste money/ council needs to manage itself better/ Can make more savings on overheads'** 7 per cent of the Citizens' Panel gave this as a reason for why they did not support the proposal. 4 out of 47 of the general public consultation also gave this reason.

Table 7: Reasons why respondents disagree with the council's proposal not to increase general Council Tax in 2016/17

Do you agree with the council's plans not to increase the proportion of Council Tax bills which can be spent on general local services in 2016/17? Please give reasons for your answer	Citizens' Panel		General Public	
	%	Base ⁷	%	Base ¹
THOSE WHO DISAGREE	100%	130	100%	47
No comment	32%	41	11%	5
Services in general: Services generally need increase in funding If not increased concern that level of services would decrease/ Services should be protected An increase is necessary / Fabric of community services needs maintaining	46%	59	47%	22
Adult Social Cares: Social Care / Adult Care/ services for the vulnerable need an increase in funding	10%	13	17%	8

⁷ Respondents could write in more than one comment. Percentages are calculated on the number of respondents who indicated they disagree with the proposal.

GENERAL BUDGET CONSULTATION 2016/17

Do you agree with the council's plans not to increase the proportion of Council Tax bills which can be spent on general local services in 2016/17? Please give reasons for your answer	Citizens' Panel		General Public	
	%	Base ⁷	%	Base ¹
THOSE WHO DISAGREE	100%	130	100%	47
People need to understand they have to pay for services/ Affordable by all/most people can pay/ Fair	10%	12	4%	2
Council workers are inefficient / waste money / Council needs to manage itself better/ Can make more savings on overheads	9%	12	32%	15
The 1% reduction was a mistake at the time The level has been too low/1% could be more easily justified /2% would be manageable/ An increase is now reasonable	7%	9	9%	4
Services: Maintenance of roads and pavements already low	7%	9	4%	2
Services: Those who earn most should pay more / Those in the most valuable houses should pay more / Revalue house prices	5%	7	0%	0
Any future rises need to be gradual ones	4%	5	4%	2
Residents should be able to choose where the spending is made	3%	4	0%	0
Services: Refuse and street cleanliness needs more funding	3%	4	4%	2
Services: Lost services cost more to restore at a later date / More cost effective to protect them now	3%	4	2%	1
Earnings/ Incomes have not increased in reality / Many people struggle already / I cannot afford it	3%	4	2%	1
The council should be taking more than 25% of the revenue raised	2%	2	0%	0
Other	2%	2	0%	0
Total number of different types of comments		151		73

3.1.5 Council Tax –Social Care ‘Precept’

Respondents were also asked for their views on whether they think the council should increase Council Tax by 2 per cent in 2016/17 via a ‘social care precept’, on the basis that the money is specifically reserved for adult social care.

The Citizens’ Panel were much less likely to say ‘Yes’ the council should increase Council Tax by 2 per cent via the ‘social care precept’ next year (55 per cent), compared to the general public consultation (71 per cent).

- Table 8 below shows that almost three fifths of the Citizens' Panel (55 per cent) said ‘Yes’ the council should increase Council Tax by 2 per cent via the ‘social care precept’ A further third disagreed (32 per cent), and 14 per cent said they did not know or were not sure.
- In contrast, nearly three quarters of those responding to the general public consultation said ‘Yes’ the council should increase Council Tax by 2 per cent via the ‘social care precept’ (71 per cent, 60 out of 84). However, a further two quarters think the council should not increase Council Tax by 2 per cent via the ‘social care precept’ (26 per cent, 22 out of 84 respondents). Two respondents said they Don’t know/ not sure.

Table 8: Respondents views on whether the Council should increase Council Tax in 2016/17 via a ‘social care precept’

Do you think that the council should increase Council Tax by 2% in 2016/17 via a ‘social care precept’? ⁸	Citizens’ Panel		General Public	
	%	Number	%	Number
Yes	55%	243	71%	60
No	32%	142	26%	22
Don't know/Not sure	14%	60	2%	2
Total		445		84

3.1.6 Citizen Panel response, differences by different demographic sub groups

Chart 4 over the page shows how Citizens’ Panel responses who think the council should increase Council Tax by 2 per cent in 2016/17 via a ‘social care precept’ vary across different sub-groups.

Results for sub-groups which are significantly more likely than the overall score are again highlighted in green, whilst results which are significantly less likely are highlighted in red.

- Respondents living in Finchley and Golders Green constituency, aged 65+, and who are agnostic or atheist are significantly more likely to indicate that they think the

⁸ Do you think that the council should increase Council Tax by 2% in 2016/17 via a ‘social care precept’, which would generate up to £3 million - equivalent to an additional £22 per year for a Band D property - on the basis that the money is specifically reserved for adult social care, including care for the elderly?

GENERAL BUDGET CONSULTATION 2016/17

council should increase Council Tax by 2 per cent in 2016/17 via a 'social care precept'.

- Conversely, respondents living in Hendon constituency, aged 18-24, of Asian or Black ethnic origin, of Hindu or Muslim faith, live in private rental, or social housing, are significantly less likely to support a 2 per cent 'social care precept' Council Tax increase.

Chart 4: Demographic sub group significant differences, Citizens' Panel, respondents who support a 'social care precept' 2 per cent Council Tax increase in 2016/17



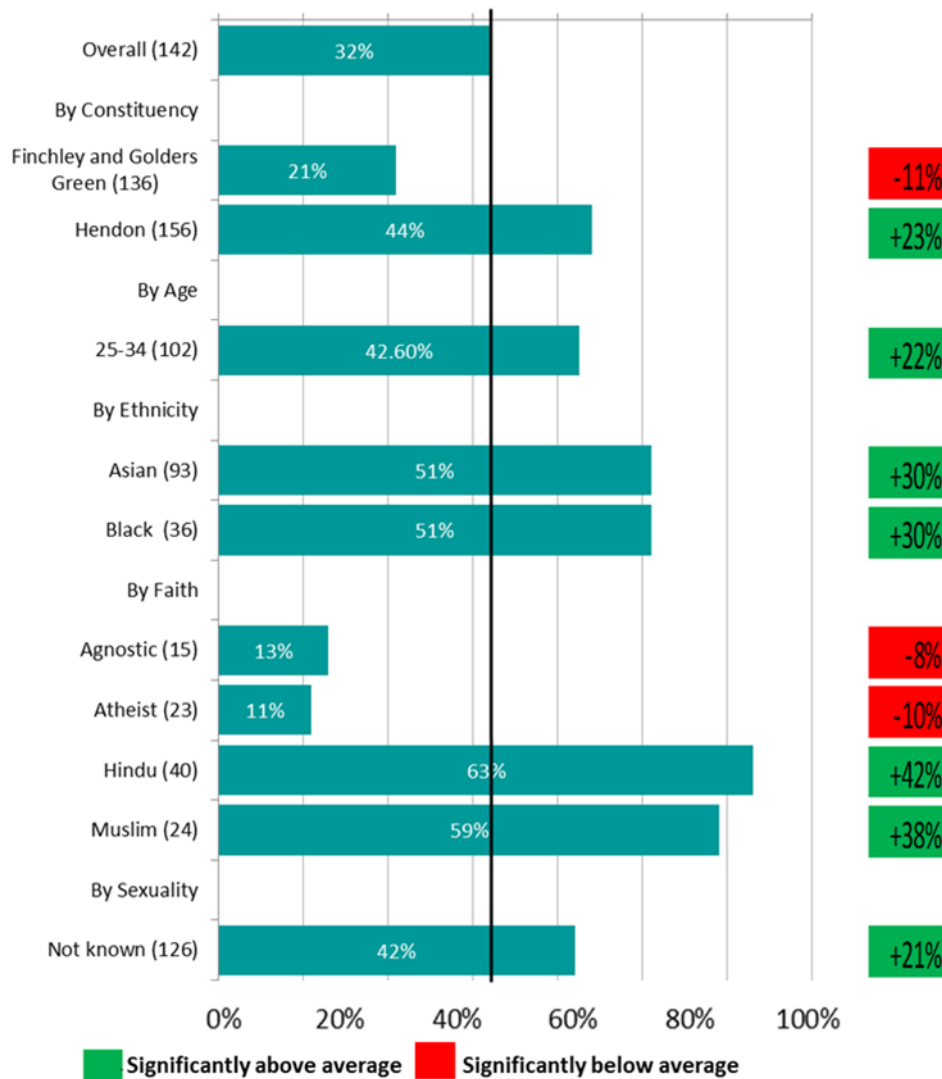
Chart 5 over the page shows how Citizens' Panel responses, who are opposed to a 2 per cent 'social care precept' Council Tax increase in 2016/17, vary across different sub-groups.

- Respondents living in Finchley and Golders Green constituency, aged 65+ and who are agnostic or atheist are significantly less likely indicate they oppose a 2 per cent 'social care precept' increase in Council Tax.
- Conversely, respondents living in Hendon constituency, aged 25-34, of Asian or Black ethnic origin, of Hindu or Muslim faith, living in private rental, or social housing

GENERAL BUDGET CONSULTATION 2016/17

are significantly more likely to indicate they oppose a 2 per cent 'social care precept' Council Tax increase.

Chart 5: Demographic sub group significant differences, Citizens' Panel, respondents who are opposed to an increase Council Tax by 2 per cent in 2016/17 via a 'social care precept'



3.1.6 Reasons why respondents support a 2 per cent 'social care precept' Council Tax increase.

Table 11 gives full details of the reasons why respondents support a 2 per cent 'social care precept' Council Tax increase. The table is again ranked by the Citizens' Panel sample's most frequently mentioned reasons.

Of those who indicated they support this type of increase in Council Tax, 44 per cent of Citizens' Panel and 30 per cent (18 out of 60 respondents) of the general public respondents did not give a reason for their response. Of the respondents who did give a reason, the top five most frequently cited reasons were:

- **'Adult social care needs further funding / Care for the elderly and vulnerable needs more attention/Agree this is required'** 33 per cent of Citizens' Panel

GENERAL BUDGET CONSULTATION 2016/17

respondents who agreed cited this as a reason why they think the council should increase Council Tax by 2 per cent via the 'social care precept'. 42% (25 out of 60) of the general public consultation also gave this reason.

- **'2 per cent / £22 would be manageable / affordable by all/most people'** 16 per cent of Citizens' Panel respondents cited this as a reason for why they support an increase in Council Tax by 2% via the 'social care precept'. 20% (12 out of 60) of the general public consultation also gave this reason.
- **'The population is ageing. More resources are required for them / Barnet has a large population of older adults'** 12 per cent of the Citizens' Panel gave this as a reason for their support. 8% (5 out of 60) of the general public consultation also gave this reason.
- **'Agree, however: Suspicion/doubt that this additional taxation would be properly targeted towards the elderly'** 6 per cent of the Citizen's Panel gave this as a reason for their support. 5% (3 out of 60) of the general public consultation also gave this reason.
- **'If Council Tax is not increased concern that level of services would decrease/ Service should be protected'** 4 per cent of the Citizens' Panel cited this as a reason why they think the council should increase Council Tax by 2% via the 'social care precept'. 2% (1 out of 60) of the general public consultation also gave this reason.

Table 11: Reasons why respondents support a 2 per cent 'social care precept' Council Tax increase.

Do you think that the council should increase Council Tax by 2% in 2016/17 via a 'social care precept'? ⁹	Citizens' Panel		General Public	
	%	Base ¹⁰	%	Base ²
THOSE WHO DO SUPPORT				
	100%	243	100%	60
No comment	42%	103	30%	18
Adult social care needs further funding / Care for the elderly and vulnerable needs more attention/ Agree this is required	33%	80	42%	25
2% / £22 would be manageable / affordable by all/most people/ Agree with increase for this purpose	16%	39	20%	12
The population is ageing. More resources are required for them./ Barnet has a large population of older adults	12%	30	8%	5
Agree, However: Suspicion/doubt that this additional taxation would be properly targeted towards the elderly	6%	15	5%	3
If Council Tax not increased concern that level of services would decrease/ Services should be protected	4%	9	2%	1
Council should not waste money	2%	5	2%	1

⁹ Question in full: Do you think that the council should increase Council Tax by 2% in 2016/17 via a 'social care precept', which would generate up to £3 million - equivalent to an additional £22 per year for a Band D property - on the basis that the money is specifically reserved for adult social care, including care for the elderly?

¹⁰ Respondents could write in more than one comment. Percentages are calculated on the number of respondents who indicated they agree with this type of Council Tax increase.

GENERAL BUDGET CONSULTATION 2016/17

Do you think that the council should increase Council Tax by 2% in 2016/17 via a 'social care precept'? ⁹	Citizens' Panel		General Public	
Agree, however. Why single out one service/ Other services also require more funding	2%	4	3%	2
Other	9%	22	15%	9
Total number of different type of comments		204		58

3.1.7 Reasons why respondents do not support a 2 per cent 'social care precept' Council Tax increase.

Table 12 gives full details of the type of reasons received on why respondents do not support 2 per cent 'social care precept' Council Tax increase. The table is again ranked by the Citizens' Panel sample most frequently mentioned reasons.

Of those who indicated they do not support a 2 per cent 'social care precept' Council Tax increase, 41 per cent of Citizens' Panel and 23 per cent (5 out of 22 respondents) of the general public respondents did not give a reason for their response. Of the respondents who did give a reason, the top five most frequently cited reasons were:

- **'Earnings/ Incomes have not increased in reality / Many people struggle already'** 17 per cent of the Citizens' Panel cited this as a reason why they do not think the Council should increase Council Tax by 2% via the 'social care precept'. 23% (5 out of 22) of the general public consultation also gave this reason.
- **'Don't understand why an increase should be necessary. Where is the case for it/ Need more detailed information/ Publish spending'** 7 per cent of Citizens' Panel respondents cited this as a reason why they do not support an increase in Council Tax by 2% via the 'social care precept'. None of the general public consultation respondents gave this reason.
- **'Why single out one service/ Other services also require more funding'** 6 per cent of the Citizens' Panel gave this as a reason why they do not want a 2 per cent 'social care' Council Tax increase. None of the general public consultation respondents gave this reason.
- **'Those who earn most should pay more/ Those in the most valuable houses should pay more'** 6 per cent of the Citizens' Panel cited this as a reason as a reason why they do not want a 2 per cent 'social care' Council Tax increase. None of the general public consultation respondents gave this reason.
- **'Barnet council tax is very high already / Enough is being charged'** 6 per cent of Citizens' Panel respondents cited this as a reason why they do not think the Council should increase Council Tax by 2% via the 'social care precept' 32% (7 out of 22) of the general public consultation also gave this reason.

Table 12: Reasons why respondents do not support a 2 per cent 'social care precept' Council Tax increase.

GENERAL BUDGET CONSULTATION 2016/17

Do you think that the council should increase Council Tax by 2% in 2016/17 via a 'social care precept'? ¹¹	Citizens' Panel		General Public	
	%	Base ¹²	%	Base ²
THOSE WHO DO NOT SUPPORT				
	100%	142	100%	22
No comment	41%	58	23%	5
Earnings/ Incomes have not increased in reality / Many people struggle already	17%	23	23%	5
Don't understand why an increase should be necessary. Where is the case for it./ Need more detailed information/ Publish spending	7%	10	0%	0
Why single out one service/ Other services also require more funding	6%	9	0%	0
Those who earn most should pay more / Those in the most valuable houses should pay more.	6%	9	0%	0
Barnet council tax is very high already / Enough is being charged	6%	8	32%	7
Make savings in other department areas to help this one	5%	7	0%	0
This service could be better organised/ streamlined/ efficient	4%	5	5%	1
There is no benefit to me or to my family now or in the next ten years/ I would not use these services so I am paying someone else's fees	4%	5	5%	1
Disagree, Suspicion/doubt that this additional taxation would be properly targeted towards the elderly	4%	5	5%	1
Council should not waste money	4%	5	5%	1
Families should be more responsible and look after their elderly family members	3%	4	0%	0
Look at other ways of increasing income	3%	3	0%	0
Need more services for young people / Children	3%	4	0%	0
Other	6%	9	18%	4
Total number of different type of comments		106		20

¹¹ Full question : 'Do you think that the council should increase Council Tax by 2% in 2016/17 via a 'social care precept', which would generate up to £3 million - equivalent to an additional £22 per year for a Band D property - on the basis that the money is specifically reserved for adult social care, including care for the elderly?'

¹² Respondents could write in more than one comment. Percentages are calculated on the number of respondents who indicated they disagree with the proposal.

GENERAL BUDGET CONSULTATION 2016/17

4. Overall budget and savings for 2016/17

As outlined under paragraph 2.5.1 the Citizens' Panel were not asked questions on the overall budget and saving proposals for 2016/17. The questions were only asked of the general public

The consultation findings outlined below are from the general public consultation. At the time of writing 101 responses have been completed.

4.1 Overall budget and savings for 2016/17

Respondents were asked if they had any comments to make on overall budget, in particular on how the 2016/17 proposed savings have been allocated across the Theme Committees.

Of those who responded to the whole general public consultation 74 out of 101 gave a response. Of the respondents who did give comments, the most frequently cited reasons were:

- ***'Agree with 2% increase to aid the elderly / Agree with safeguarding this budget / Vulnerable are being looked after / Concern about the vulnerable in the borough being affected / Adult: No sense to cut budget with an ageing population / Especially in Adult and Social Care Earnings/ Incomes have not increased in reality / Many people struggle already'*** (16 %, 16 out of 101 respondents).
- ***'Agree with proposal / Well thought out / A Themed committee approach is more effective to identify savings'*** (9%, 9 out of 101 respondents).
- ***'Library Service: Concern about cuts'*** (8%, 8 out of 101 respondents).
- ***'Concern about reduction in level of services / These are not savings, these are cuts'*** (7%, 7 out of 101 respondents).
- ***'Raise council tax / If council tax had been raised over the last four years these cuts would not be necessary'*** (7%, 7 out of 101 respondents).

Table 13: Peoples comments on how the savings will be divided across the theme committees

Comments about how the savings are proposed to be divided		
	%	Base ¹³
	100%	101
No comment	49%	50
Agree with 2% increase to aid the elderly / Agree with safeguarding this budget / Vulnerable are being looked after / Concern about the vulnerable in the borough being affected / Adult: No sense to cut budget with an ageing population / Should be no savings at all/ Especially in Adult and Social Care	16%	16

¹³ Respondents could write in more than one comment. Percentages are calculated on the number of respondents who answered this question.

GENERAL BUDGET CONSULTATION 2016/17

Comments about how the savings are proposed to be divided		
	%	Base ¹³
	100%	101
Agree with proposal / Well thought out / A Themed committee approach is more effective to identify savings	9%	9
Library Service: Concern about cuts	8%	8
Concern about reduction in level of services / These are not savings, these are cuts.	7%	7
Raise council tax / If council tax had been raised over the last four years these cuts would not be necessary	7%	7
Further efficiency saving can be made: Cut processes rather than services / Management is inefficient / Value for money is required rather than reducing budgets / Protect front line services / Cease special projects / cease ceremonials / Review corporate support contracts due in 2016 and look at profit margins	5%	5
Policy and Resources: Should take larger proportion of cuts / Should be much higher saving re Policy and Committee expenditure	4%	4
Savings re Children and Education / children unachievable / demand continues to rise / Children & Education budget should not suffer in favour of the elderly	4%	4
Need further clarity on the savings and approach: Are savings based on services being commissioned or being in-house? / How well are commissioned services being delivered? / What savings are based on cutting services? / What is the new model of social work practice? / Need to know more about the basis used to determine savings	3%	3
Community Leadership Budget should be cut more	3%	3
Total number of different type of comments		66

4.2 Policy and Resources Committee proposed budget savings 2016/17

4.2.1 Overall response to the budget savings proposed in this committee

Respondents were asked to what extent they agreed or disagreed with the savings that have been proposed within Policy and Resources Committee's budget for 2016/17. 57 respondents answered this question.

Table 14, over the page, shows opinion was mixed on the saving proposals within this committee, with no clear majority agreeing or disagreeing. 18 out of 57 respondents agreed, and 19 out of 57 disagreed. The remainder said they neither agree nor disagree (6 respondents) or they don't know (4 respondents).

Table 14: Overall response to the budget savings proposed for Policy and Resources Committee

Overall, and taking into consideration the savings target this committee has to make, to what extent do you agree or disagree with the savings that have been identified within this Committee's budget for 2016/17?

Answers	Response Percent	Response Count
Strongly Agree	9%	5
Tend to agree	23%	13
Neither agree nor disagree	10%	6

GENERAL BUDGET CONSULTATION 2016/17

Tend to disagree	23%	13
Strongly disagree	28%	16
Don't know / not sure	70%	4
answered question		57

4.2.2 Reasons for disagreement

Respondents who disagreed were asked to say why. Table 15 below gives full details of reasons received for disagreeing with the savings being proposed for Policy and Resources Committee.

Of those who indicated they disagreed with the savings, 13 out of 29 respondents did not give a reason for their response. Of the respondents who did give a reason, the top five most frequently cited reasons were:

'Beat down the prices from third parties / Negotiate harder / Capita make too much profit' (10%, 3 out of 29 respondents)

'Too short sighted / Concerned about the vulnerable' (10%, 3 out of 29 respondents)

'These savings are necessary' (10%, 3 out of 29 respondents)

'Policy is less important than children's and other services. / Wrong priority' (7%, 2 out of 29 respondents)

'Do not agree with savings in this area' (7%, 2 out of 29 respondents)

Table 15: Reasons why respondents disagree within savings proposal in Policy and Resources Committee

Reasons for disagreeing with the savings proposal for Policy and Resources Committee		
	%	Base ¹⁴
	100%	29
No comment	45%	13
Beat down the prices from third parties / Negotiate harder / Capita make too much profit	10%	3
Too short sighted / Concerned about the vulnerable	10%	3
These savings are necessary	10%	3
Policy is less important than children's and other services. / Wrong priority	7%	2
Do not agree with savings in this area	7%	2
It is not explained how efficiency savings will be made	3%	1
There is too much focus on slashing services instead of looking at overhead expenditures	3%	1
Don't understand how savings of 2% will be made if budget includes costs rising by 2.5%	3%	1
Cannot afford to pay more	3%	1
Loyal, hardworking staff should not be made redundant	3%	1
Immoral to squeeze suppliers too much/ Results in low paid workers and poor quality	3%	1

¹⁴ Respondents could write in more than one comment. Percentages are calculated on the number of respondents who indicated they disagreed with the savings.

GENERAL BUDGET CONSULTATION 2016/17

Reasons for disagreeing with the savings proposal for Policy and Resources Committee		
	%	Base ¹⁴
	100%	29
There is no vision here	3%	1
Total number of different type of comments		20

4.2.3 Alternative suggestions for savings

Residents who disagreed with the proposed savings were asked to suggest alternative savings. Table 16 below gives full details of alternatives savings that were given.

Of those who disagreed, 12 out of 29 did not suggest alternatives. Of the residents that did suggest alternatives, the most cited alternatives were.

'Reduce special payments to committee chairpersons' (24%, 7 out of 29 respondents)

'Do not overpay staff' (17%, 5 out of 29 respondents)

Table 16: Alternative suggestions re the savings within Policy and Resources Committee

Alternative suggestions re the savings within Policy and Resources Committee		
	%	Base ¹⁵
	100%	29
No comment	41%	12
Increase council tax by 2% in addition to the 2% for social care / Increase council tax	24%	7
Do not overpay council staff, especially the incompetent / Cap salaries at £100,000 / Cut management costs	17%	5
Reduce special payments to committee chairpersons / Reduce councillor allowances	10%	3
Reduce gainshare payments to Capita / Don't pay contractors and subcontractors ridiculously overinflated prices for services.	10%	3
Not having increases for several years has caused these problems	7%	2
Scrap the Capita outsourcing contract	3%	1
Cut consultants	3%	1
Confiscate properties of overseas owners and left empty, then rent them out to social tenants,	3%	1
Share services with other Boroughs	3%	1
Withdraw housing and translation services to those who have not paid into the system	3%	1
Withdraw grants to community groups that only help one race/religion	3%	1
Do not pay out more in benefits	3%	1
More open consultations	3%	1

¹⁵ Respondents could write in more than one comment. Percentages are calculated on the number of respondents who indicated there disagreed with the savings.

GENERAL BUDGET CONSULTATION 2016/17

Alternative suggestions re the savings within Policy and Resources Committee		
Encourage local businesses	3%	1
Total number of different types of comments		29

4.2.4 General comments

Residents were asked if they had any comments to make on the specific savings that have been proposed within Policy and Resources Committee's budget for 2016/17. 31 out of 58 did not provide comments.

Table 17 gives full details of general comments that were made about the savings for Policy and Resources Committee. Of those that did provide comments, the most frequently occurring comments were:

- 'Negotiate more on third party contracts'*** (14%, 8 out of 58 respondents)
- 'Save more than 2% on third party contract'*** (10%, 6 out of 58 respondents)
- 'Disagree with proposed savings'*** (10%, 6 out of 58 respondents)
- 'Is this another way of saying cutting pay or cutting jobs'*** (9%, 5 out of 58 respondents)
- 'Stop using agency staff'*** (9%, 5 out of 58 respondents)
- 'Cut overpaid senior officers'*** (7%, 4 out of 58 respondents)

Table 17: General comments about the proposed savings within Policy and Resources Committee

Comments about savings within Policy and Resources Committee		
	%	Base ¹⁶
	100%	58
No comment	53%	31
CSG Capita contract is out of council's control / Drive down Capita costs / The savings on external contracts should be net of gain share/ Capita are having it both ways	14%	8
Save more than 2% on third party contract. / Demand better quality at a lower cost/ Agree with negotiation of service contracts	10%	6
Disagree with proposed savings.	10%	6
Is this another way of saying cutting pay or cutting jobs / Permanent staff should not suffer job cuts	9%	5
Stop using agency staff / Curtail spending on consultants	9%	5
Cut overpaid senior officers / Align benefits packages to the private sector	7%	4
Raise council taxes / Agree with 4% increase in 2016/2017	7%	4
Do not call them savings when they are cuts	5%	3
Do not cut costs relating to auditing: No auditing means no one to check on mistakes.	5%	3
This committees budget savings should not be proportionately less than the savings on children's services	3%	2

¹⁶ Respondents could write in more than one comment. Percentages are calculated on the number of respondents who indicated there disagreed with the savings.

GENERAL BUDGET CONSULTATION 2016/17

Comments about savings within Policy and Resources Committee		
This will affect the poorest in the Borough/ Cannot afford any increases	3%	2
Why increase by 2.5% when inflation is only 2%	3%	2
Make more cuts re overhead costs and costs of committees	3%	2
How can there be so much to be saved by 'efficiencies' when efficiencies have supposedly been imposed every year for four years or more?	3%	2
Bring your staffing costs down by ensuring better efficiencies in staff	3%	2
Other		7
Total number of different types of comments		63

4.3 Adults and Safeguarding Committee

4.3.1 Overall response to the budget savings proposed in this committee

Respondents were asked to what extent they agreed or disagreed with the savings that has been proposed within Adults and Safeguarding Committee's budget for 2016/17.

71 respondents answered this question.

Table 18 shows that a majority of correspondents disagreed with the savings proposals within this committee. 19 out of 71 agreed and 42 out of 71 disagreed. The remainder said they neither agree nor disagree (7 respondents) or they don't know (3 respondents).

Table 18: Overall response to the budget savings proposed in the Adults and Safeguarding Committee

Overall, and taking into consideration the savings target this committee has to make, to what extent do you agree or disagree with the savings that have been identified within this Committee's budget for 2016/17?		
Answers	Response Percent	Response Count
Strongly Agree	9.9%	7
Tend to agree	16.9%	12
Neither agree nor disagree	9.9%	7
Tend to disagree	18.3%	13
Strongly disagree	40.8%	29
Don't know / not sure	4.2%	3
answered question		71

4.3.2 Reasons for disagreement

Respondents who disagreed were asked to say why.

Table 19 gives full details of reasons given for disagreeing with the savings being proposed for Adults and Safeguarding Committee.

Of those who indicated they disagreed with the savings, 16 out of 38 did not give a reason for their response. Of those that did give a reason, the top five most frequently cited reasons were:

GENERAL BUDGET CONSULTATION 2016/17

'This service needs to be protected/ vulnerable people need to be protected' (32%, 12 out of 38 respondents)

'Demand is growing for these services/ ageing demographics' (8%, 3 out of 38 respondents)

'In order to help people retain autonomy and independence' (5%, 2 out of 38 respondents)

'A 2% increase is affordable' (5%, 2 out of 38 respondents)

Table 19: Reasons why respondents disagree within savings proposal in Adults and Safeguarding Committee

Reasons for disagreeing with the savings proposals for Adults and Safeguarding Committee		
	%	Base ¹⁷
	100%	38
No comment	42%	16
This service needs to be protected / Vulnerable people need to be protected / Elderly people need help	32%	12
Demand is growing for these services / Ageing demographics	8%	3
In order to help people retain their autonomy/independence more support (not less) is required.	5%	2
A 2% increase is affordable	5%	2
Do not want any council tax increases	3%	1
Strip out directorate overheads	3%	1
Raise the Council rates to the most expensive houses in the Borough.	3%	1
Concern about over-use of unqualified volunteers / Risks harm to people	3%	1
More and better paid staff	3%	1
Why have these efficiencies not been implemented in previous years	3%	1
Make services elsewhere	3%	1
Total number of different types of comments		26

4.3.3 Alternative suggestions for savings

Residents who disagreed with the proposed savings were asked to suggest alternative savings.

Table 20 gives full details of alternative savings that were given.

Of those who disagreed, 17 out of 38 did not suggest alternatives. Of the residents that did suggest alternatives, the most cited alternative was:

'Increase Council Tax' (37%, 14 out of 38 respondents)

'Get rid of top heavy chief officers' (5%, 2 out of 38 respondents)

¹⁷ Respondents could write in more than one comment. Percentages are calculated on the number of respondents who indicated they disagreed with the savings.

GENERAL BUDGET CONSULTATION 2016/17

Table 20: Alternative suggestions re the savings within Adults and Safeguarding Committee

Alternative suggestions re the savings within Adults and Safeguarding Committee?		
	%	Base ¹
	100%	38
No comment	45%	17
Increase Council Tax	37%	14
Get rid of top heavy chief officers / Staff salaries and expenses	5%	2
Take back services outsourced to Capita	3%	1
Cut councillors perks	3%	1
Sell off underused buildings	3%	1
Cut the extras such as art and Christmas lights	3%	1
No savings in this area	3%	1
Make better use of IT	3%	1
Stop charging and swapping buildings and relocating staff and IT	3%	1
Total number of different types of comments		23

4.3.4 General comments

Residents were asked to give general comments about the proposed savings. 14 out of 28 did not provide comments.

Table 21 gives full details of general comments that were made about the savings for the Policy and Resources Committee.

Of those that did provide comments, the most frequently occurring comments were:

'Do not remove budget from services where there are recognised demand pressure' (21%, 14 out of 67 respondents)

'Concern that vulnerable people will suffer reduction in service' (19%, 13 out of 67 respondents)

'Increase Council Tax for Adult Social Care by 2%/ Increase Council Tax' (12%, 8 out of 67 respondents)

'Agreement with proposals' (7%, 5 out of 67 respondents)

'Unsure that personal budgets will cover increases in cost of home care' (7%, 5 out of 67 respondents)

Table 21: General Comments about the proposed savings within Adults and Safeguarding Committee?

Comments about savings within Adults and Safeguarding Committee		
	%	Base ¹
	100%	67
No comment	42%	28

GENERAL BUDGET CONSULTATION 2016/17

Comments about savings within Adults and Safeguarding Committee		
Do not remove budget from services where there are recognised demand pressures/ don't cut off any more than is proposed from this important budget	21%	14
Concern that vulnerable people will suffer a reduction in service / Concern about impact on service	19%	13
Increase council tax for Adult Social Care by 2% / Increase Council Tax	12%	8
Agreement with the proposals	7%	5
Unsure that personal budgets will cover increases in cost of home care / Unsure about the practicality of personal budgets	7%	5
Have more staff and pay them better	6%	4
Focus on contract efficiencies / Maintain quality of care if trying to drive down contract payments	4%	3
Reduce overheads involved with running the directorate	4%	3
Bring services back in-house	3%	2
Young people with disabilities living independently will need support and safeguards	3%	2
A balance between care in-home and care in social communities is required	3%	2
Other	9%	6
Total number of different types of comments		67

4.4 Children, Education, Libraries and Safeguarding Committee

4.4.1 Overall response to the budget savings proposed in this committee

Respondents were asked to what extent they agreed or disagreed with the savings that has been proposed within Children, Education, Libraries and Safeguarding Committee's budget for 2016/17.

59 respondents answered this question.

Table 22 shows that a majority of correspondents disagreed with the savings proposals within this committee. 15 out of 59 agreed and 39 out of 59 disagreed. The remainder said they neither agree nor disagree (3 respondents) or they don't know (2 respondents).

Table 22: Overall response to the budget savings proposed in the Children, Education, Libraries and Safeguarding Committee

Overall, and taking into consideration the savings target this committee has to make, to what extent do you agree or disagree with the savings that have been identified within this Committee's budget for 2016/17?		
Answers	Response Percent	Response Count
Strongly Agree	6.8%	4
Tend to agree	18.6%	11
Neither agree nor disagree	5.1%	3
Tend to disagree	30.5%	18

GENERAL BUDGET CONSULTATION 2016/17

Strongly disagree	35.6%	21
Don't know / not sure	3.4%	2
answered question		59

4.4.2 Reasons for disagreement

Respondents who disagreed were asked to say why.

Table 23 gives full details of reasons received for respondents disagreeing with the savings being proposed for Children, Education, Libraries and Safeguarding Committee.

Of those who indicated they disagreed with the savings, 20 out of 37 did not give a reason for their response. Of those that did give a reason, the most frequently cited reasons were:

'The proposals suggested in the library consultation are not workable' (22%, 8 out of 37 respondents)

'Children are our future' (11%, 4 out of 37 respondents)

'Unclear how savings will be made / Revenue will be raised' (8%, 3 out of 37 respondents)

'As much support as possible should go into early years where the biggest changes in life chances can be made' (8%, 3 out of 37 respondents)

Table 23: Reasons why respondents disagree within savings proposal in the Children, Education, Libraries and Safeguarding Committee

Reasons for disagreeing with the savings proposal for Children, Education, Libraries and Safeguarding Committee		
	%	Base ¹⁸
	100%	37
No comment	54%	20
Libraries: The proposals suggested in the library consultation are not workable / more time is required to implement / Follow the Lewisham model re libraries / The proposed cuts to the library system will have a negative impact on children in particular./ Libraries: .. are essential to communities / Need to be maintained / When lost will never be replaced	22%	8
Children are our future / These services are vital for our community / This is targeting the most vulnerable again	11%	4
Unclear how savings will be made / How revenue will be raised	8%	3
As much support as possible should go into early years where the biggest changes in life chances can be made./ Support children and education	8%	3
Need to take a holistic view	3%	1
Support the community then it will support the council	3%	1
Spending 6.1m to save 2m a year does not equate to a saving	3%	1
Pay top staff less then there would be more budget available	3%	1
Decrease expenditure more gently than planned	3%	1

¹⁸ Respondents could write in more than one comment. Percentages are calculated on the number of respondents who indicated there disagreed with the savings.

GENERAL BUDGET CONSULTATION 2016/17

Reasons for disagreeing with the savings proposal for Children, Education, Libraries and Safeguarding Committee

Should not have short-term solutions	3%	1
Total number of different types of comments		24

4.4.3 Alternative suggestions for savings

Residents who disagreed with the proposed savings were asked to suggest alternative savings.

Table 24 gives full details of alternatives savings that were given.

Of those who disagreed, 17 out of 37 did not suggest alternatives. Of the residents that did suggest alternatives, the most cited alternatives were:

'Encourage libraries to become more self-sufficient' (11%, 4 out of 37 respondents)

'Increase Council Tax' (8%, 3 out of 37 respondents)

'Sack all consultants' (5%, 2 out of 37 respondents)

Table 24: Alternative suggestions re the savings within Children, Education, Libraries and Skills Committee

Alternative suggestions re the savings within Children, Education, Libraries and Safeguarding Committee?		
	%	Base ¹⁹
	100%	37
No comment	46%	17
Encourage libraries become more self-sufficient and more entrepreneurial in the way they are run and managed / I am in favour of rationalising the library services / Make a small charge to library users	11%	4
Increase Council Tax	8%	3
More support for voluntary organisations	5%	2
Build up a community fund for libraries / Place libraries in the community remit	5%	2
Sack all consultants / A moratorium on use of consultants	5%	2
Investigate feasibility of generating income through co-locating services in libraries.	5%	2
Stop subsidising council housing so much / Many tenants are able to pay market rents / End whole life tenure of council houses.	5%	2
Do not spent £32m on new offices - not required	5%	2
Have a referendum about the Library cuts and if residents are willing to pay more	3%	1
No savings are needed	3%	1
Stop 'Right to buy'	3%	1
Lobby for education funding from central government	3%	1
Join other councils to lobby re Education	3%	1

¹⁹ Respondents could write in more than one comment. Percentages are calculated on the number of respondents who indicated there disagreed with the savings.

GENERAL BUDGET CONSULTATION 2016/17

Alternative suggestions re the savings within Children, Education, Libraries and Safeguarding Committee?		
Control staff expenses	3%	1
Easier access for training and specialist services for school staff	3%	1
Turn off street lights	3%	1
Total number of different types of comments		27

4.4.4 General comments

Residents were asked to give general comments about the proposed savings. 23 out of 60 did not provide comments.

Table 25 gives full details of general comments that were made about the savings for the Children, Education, Libraries and Safeguarding Committee.

Of those that did provide comments, the most frequently occurring comments were:

‘Disagree with library proposals’ (35%, 21 out of 60 respondents)

‘Early Years services are vital/ no location should be shut down’ (7%, 4 out of 60 respondents)

‘Increase Council Tax’ (5%, 3 out of 60 respondents)

‘Safeguarding children’s services for the future’ (5%, 3 out of 60 respondents)

Table 25: General Comments about the proposed savings within Children, Education, Libraries and Safeguarding Committee?

Comments about savings within Children, Education, Libraries and Safeguarding Committee		
	%	Base ²⁰
	100%	60
No comment	38%	23
Libraries: Disagree with library proposals/ S3 Your proposals for the library services are immoral. You have no right to do this to the library service. / Libraries: Don't understand how a saving can be made if £6m is to be spent on IT and security	35%	21
S3 Is this saying that £546K is cut from library services to pay for Family Services? / Figures don't make sense / S3 - Early years services are vital. no locations should be shut down	7%	4
Increase Council Tax to fund services generally	5%	3
Safeguarding children’s services for the future	5%	3
Early Years Review - early intervention does not necessarily result in a reduction in demand for support at a later date / Early years services are badly run and is a wasted opportunity	3%	2
No robust business case to support need to save £15 million	3%	2
The savings projected seem disproportionate compared with the projected savings from the Policy and Resources Committee budget/ Children and Education should not be taking the biggest percentage cut	3%	2

²⁰ Respondents could write in more than one comment. Percentages are calculated on the number of respondents who indicated there disagreed with the savings.

GENERAL BUDGET CONSULTATION 2016/17

Comments about savings within Children, Education, Libraries and Safeguarding Committee

I'm not clear that there is sufficient demand for foster care	3%	2
Bring services back in-house	2%	1
Employ local people who know the area and care about the community to deliver services	2%	1
Agree with proposals. Sensible and sustainable.	2%	1
Suggest savings in 2016 and then not again until 2020	2%	1
Libraries: Accept that libraries have to suffer cuts	2%	1
Increase council tax to pay for vulnerable children, disabled, cared	2%	1
Rely more on volunteers and charities	2%	1
Total number of different types of comments		46

4.5 Environment Committee

4.5.1 Overall response to the budget savings proposed in this committee

Respondents were asked to what extent they agreed or disagreed with the savings that has been proposed within Environment Committee's budget for 2016/17.

51 respondents answered this question.

Table 26 shows that Opinion was mixed on the saving proposals within this committee, with no clear majority agreeing or disagreeing. 25 out of 51 respondents agreed and 16 out of 51 disagreed. The remainder said they neither agree nor disagree (9 respondents) of don't know/ not sure (1 respondent).

Table 26: Overall response to the budget savings proposed in the Environment Committee

Overall, and taking into consideration the savings target this committee has to make, to what extent do you agree or disagree with the savings that have been identified within this Committee's budget for 2016/17?		
Answers	Response Percent	Response Count
Strongly Agree	13.7%	7
Tend to agree	35.3%	18
Neither agree nor disagree	17.6%	9
Tend to disagree	13.7%	7
Strongly disagree	17.6%	9
Don't know / not sure	2.0%	1
answered question		51

4.5.2 Reasons for disagreement

Respondents who disagreed were asked to say why.

GENERAL BUDGET CONSULTATION 2016/17

Table 27 gives full details of reasons received for respondents disagreeing with the savings being proposed for Environment Committee.

Of those who indicated they disagreed with the savings, 8 out of 16 did not give a reason for their response. Of those that did give a reason, the reasons cited were:

‘Street cleaning is essential for a good environment. More resources should be put into enforcement’ (25%, 4 out of 16 respondents)

‘Waste of public resources’ (6%, 1 out of 16 respondents)

‘Collections should be different/less’ (6%, 1 out of 16 respondents)

‘Our environment should be improving in this modern day and age. Instead standards are going down’ (6%, 1 out of 16 respondents)

‘In general there seems too much reliance on volunteer’ (6%, 1 out of 16 respondents)

‘Most people in the borough can afford an increase in Council Tax’ (6%, 1 out of 16 respondents)

Table 27: Reasons why respondents disagree within savings proposal in Environment Committee

Reasons for disagreeing with the savings proposals for Environment Committee		
	%	Base ²¹
	100%	16
No comment	50%	8
Street cleaning is essential for a good environment. More resources should be put into enforcement	25%	4
Waste of public resources	6%	1
Collections should be different/ less	6%	1
Our environment should be improving in this modern day and age. Instead standards are going down.	6%	1
In general there seems too much reliance on volunteer forces	6%	1
Most people in the borough can afford an increase in Council Tax	6%	1
Total number of different types of comments		9

4.5.3 Alternative suggestions for savings

Residents who disagreed with the proposed savings were asked to suggest alternative savings.

Table 28 gives full details of alternatives savings that were given.

Of those who disagreed, 10 out of 16 did not suggest alternatives. Of the residents that did suggest alternatives, the most cited alternative was:

‘Decrease general waste collections to fortnightly’ (13%, 2 out of 16 respondents)

²¹ Respondents could write in more than one comment. Percentages are calculated on the number of respondents who indicated there disagreed with the savings.

GENERAL BUDGET CONSULTATION 2016/17

Table 28: Alternative suggestions re the savings within Environment Committee

Alternative suggestions re the savings within Environment Committee		
	%	Base ¹
	100%	16
No comment	63%	10
Decrease general waste collections to fortnightly,	13%	2
Councillors should take a lead in volunteering: every councillor who is not in full-time employment should volunteer at least 4 hours a week	6%	1
It makes no sense whatsoever to bully people in terrace/ detached homes into recycling at fear of being fined, / The recycling provision offered to flat dwellers is rubbish.	6%	1
Up the fines for fly tipping.	6%	1
Cancel the street lighting PFI contract	6%	1
Look at staff salaries	6%	1
Total number of different types of comments		7

4.5.4 General comments

Residents were asked to give general comments about the proposed savings. 24 out of 51 did not provide comments.

Table 29 gives full details of general comments that were made about the savings for the Environment Committee.

Of those that did provide comments, the most frequently occurring comments were:

'Agree with proposals' (14%, 7 out of 24 respondents)

'In favour of a community payback scheme' (6%, 3 out of 51 respondents)

'R2 encourage more people to take their waste to local recycling centres'
(6%, 3 out of 51 respondents)

'Failure to keep streets clean and litter free encourages anti-social behaviour / Invest to deliver a cleaner environment / Street cleaning is currently non-existent'
(6%, 3 out of 51 respondents)

Table 29: General comments about the proposed savings within Environment Committee

Comments about savings within Environment Committee		
	%	Base ²²
	100%	51
No comment	47%	24
Agree with proposals. Sensible and sustainable. / An excellent idea if followed through	14%	7
In favour of a community payback scheme	6%	3

²² Respondents could write in more than one comment. Percentages are calculated on the number of respondents who indicated there disagreed with the savings.

GENERAL BUDGET CONSULTATION 2016/17

Comments about savings within Environment Committee		
R2 Hard to see how council can effectively monitor/ensure recycling, particularly of food waste/ Encourage more people to take their waste to local recycling centres	6%	3
Failure to keep streets clean and litter free encourages anti-social behaviour / Invest to deliver a cleaner environment / Street cleaning is currently non-existent. Where can savings be made?	6%	3
Should be encouraging people to walk and cycle more / Encourage cycling	4%	2
Our borough is gradually going down in standards of street/pavement provision with no intention evidenced to improve / It is like having no service already./ Hard to see how savings can be made	4%	2
E6- new lighting provision is an absolute disgrace. LED lights are not suitable for residential areas, they are too intense, and cause light pollution on an uncomfortable scale.	4%	2
G2- Charging unreasonable inflated charges for the removal of bulk refuse is discriminatory and unfair./ Will encourage fly-tipping	4%	2
Increase general council tax by 2%	4%	2
Other	16%	8
Total number of different types of comments		34

4.6 Assets, Regeneration and Growth Committee

4.6.1 Overall response to the budget savings proposed in this committee

Respondents were asked to what extent they agreed or disagreed with the savings that has been proposed within Assets, Regeneration and Growth Committee's budget for 2016/17.

42 respondents answered this question.

Table 30 shows that opinion was mixed on the saving proposals within this committee, with no clear majority agreeing or disagreeing. 17 out of 42 agreed and 11 out of 42 disagreed. The remainder said they neither agree nor disagree (11 respondents) or they don't know (3 respondents).

Table 30: Overall response to the budget savings proposed in the Assets, Regeneration and Growth Committee

Overall to what extent do you agree or disagree with the budget proposals for this Committee for 2016/17?		
Answers	Response Percent	Response Count
Strongly Agree	16.7%	7
Tend to agree	23.8%	10
Neither agree nor disagree	26.2%	11
Tend to disagree	9.5%	4
Strongly disagree	16.7%	7

GENERAL BUDGET CONSULTATION 2016/17

Don't know / not sure	7.1%	3
		answered question
		42

4.6.2 Reasons for disagreement

Respondents who disagreed were asked to say why.

Table 31 gives full details of reasons received for respondents disagreeing with the savings being proposed for Assets, Regeneration and Growth Committee.

Of those who indicated they disagreed with the savings, 7 out of 11 did not give a reason for their response. Of those that did give a reason, the most frequently cited reasons were:

'Regeneration and redevelopment that has taken place has not benefited former social tenants' (18%, 2 out of 11 respondents)

'Most housing in Borough is unaffordable by the majority of people/ Social housing needs to be maintained' (18%, 2 out of 11 respondents)

Table 31: Reasons why respondents disagree within savings proposal in Assets, Regeneration and Growth Committee

Reasons for disagreeing with the savings proposal for Assets, Regeneration and Growth Committee		
	%	Base ²³
	100%	11
No comment	64%	7
Most housing in Borough is unaffordable by the majority of people / Social housing stock needs to be maintained	18%	2
Regeneration and redevelopment that has taken place has not benefited former social tenants	18%	2
Waste of public resources	9%	1
Mismanagement by council	9%	1
Total number of different types of comments		6

4.6.3 Alternative suggestions for savings

Residents who disagreed with the proposed savings were asked to suggest alternative savings.

Table 32 gives full details of alternatives savings that were given.

Of those who disagreed, 5 out of 11 did not suggest alternatives. Of the residents that did suggest alternatives, the most cited alternative was:

'Reduce the number of staff' (18%, 2 out of 11 respondents)

Table 32: Alternative suggestions re the savings within Assets, Regeneration and Growth Committee

²³ Respondents could write in more than one comment. Percentages are calculated on the number of respondents who indicated there disagreed with the savings.

GENERAL BUDGET CONSULTATION 2016/17

Alternative suggestions re the savings within Assets, Regeneration and Growth Committee?		
	%	Base ¹
	100%	11
No comment	45%	5
Reduce number of staff / Make management more efficient / A total moratorium on use of consultants, including Capita, outside of the core contract.	18%	2
Provide better parking facilities on high streets	9%	1
Reduce business rates / Provide relief for service providers	9%	1
Confiscate or compulsory purchase properties that are left empty for months at a time, then rent them out to social tenants,	9%	1
Use the Tarling Road money to keep libraries open instead	9%	1
Widen the Emissions Zone and generate revenue	9%	1
Partner with community and resident groups	9%	1
Total number of different types of comments		8

4.6.4 General comments

Residents were asked to give general comments about the proposed savings. 23 out of 41 did not provide comments.

Table 33 gives full details of general comments that were made about the savings for the Policy and Resources Committee.

Of those that did provide comments, the most frequently occurring comments were:

'This is a need to renew housing stock' (15%, 6 out of 41 respondents)

'Current 'regeneration' schemes have produced social injustice and provoked anger/ False economy/ More benefits are being paid out as a result' (7%, 3 out of 41 respondents)

Table 33: General comments about the proposed savings within Assets, Regeneration and Growth Committee

Comments about savings within Assets, Regeneration and Growth Committee		
	%	Base ²⁴
	100%	41
No comment	56%	23
There is a need to renew housing stock / Must not deplete existing housing stock / Social housing must be truly affordable	15%	6
Current 'regeneration' schemes have produced social injustice and provoked anger / False economy / More benefits are being paid out as a result	7%	3
Social cleansing of estates to eject families in need in favour of those able to pay higher rents or buy the new properties is cynical and unethical	5%	2

²⁴ Respondents could write in more than one comment. Percentages are calculated on the number of respondents who indicated there disagreed with the savings.

GENERAL BUDGET CONSULTATION 2016/17

Comments about savings within Assets, Regeneration and Growth Committee		
Agree with proposals. Sensible and sustainable./ Encouraging figures	5%	2
Attract more businesses and jobs to Barnet	5%	2
I have yet to see regeneration projects of any significance actually take place in our North Finchley area	2%	1
Parking is a large part of what is killing off our high street.	2%	1
How do we ensure these targets are met?	2%	1
Sell off underused assets and relocate services to other venues	2%	1
Consider these proposals are a disgrace	2%	1
The benefits need to be made clear to the public	2%	1
Target people's wellbeing in terms of the environment	2%	1
Increase council tax rather than business rates	2%	1
Stop selling freehold land for developers to make a profit	2%	1
Total number of different types of comments		24

4.7 Community Leadership Committee

4.7.1 Overall response to the budget savings proposed in this committee

Respondents were asked to what extent they agreed or disagreed with the savings that has been proposed within Community Leadership Committee's budget for 2016/17.

15 respondents answered this question.

Table 34 shows that a majority of correspondents agreed with the savings proposals within this committee. 19 out of 32 respondents agreed and 7 out of 32 disagreed. The remainder said they neither agree nor disagree (5 respondents) or they don't know (1 respondent).

Table 34: Overall response to the budget savings proposed in the Community Leadership Committee

Overall, to what extent do you agree or disagree with the decision not to make any savings in the Community Leadership Committee budget for 2016/17?		
Answers	Response Percent	Response Count
Strongly Agree	21.9%	7
Tend to agree	37.5%	12
Neither agree nor disagree	15.6%	5
Tend to disagree	3.1%	1
Strongly disagree	18.8%	6
Don't know / not sure	3.1%	1

4.7.2 Reasons for disagreement

Respondents who disagreed were asked to say why.

Table 35 gives full details of reasons received for respondents disagreeing with the savings being proposed for the Community Leadership Committee.

Of those who indicated they disagreed with the savings, 6 out of 7 did not give a reason for their response.

Table 35: Reasons why respondents disagree within savings proposal in the Community Leadership Committee

Reasons for disagreeing with the savings proposal for Community Leadership Committee		
	%	Base ²⁵ .
	100%	7
No comment	86%	6
Not making any savings on it does not make sense	14%	1
Total number of different type of comments		1

4.7.3 Alternative suggestions for savings

Residents who disagreed with the proposed savings were asked to suggest alternative savings.

Table 36 gives full details of alternatives savings that were given.

Of those who disagreed, 3 out of 5 did not suggest alternatives. Of the residents that did suggest alternatives, the most cited alternatives were:

'Unless I know what the committee actually does then in my opinion, it shouldn't exist' (14%, 1 out of 7 respondents)

'Get rid of the cultural premium, translation services, cultural pussy footing around' (14%, 1 out of 7 respondents)

Table 36: Alternative suggestions re the savings within Community Leadership Committee

Alternative suggestions re the savings within Community Leadership Committee?		
	%	Base ²⁶ .
	100%	7

²⁵ Respondents could write in more than one comment. Percentages are calculated on the number of respondents who indicated there disagreed with the savings.

²⁶ Respondents could write in more than one comment. Percentages are calculated on the number of respondents who indicated there disagreed with the savings.

GENERAL BUDGET CONSULTATION 2016/17

Alternative suggestions re the savings within Community Leadership Committee?		
No comment	71%	5
Unless I know what the committee actually does then in my opinion, it shouldn't exist.	14%	1
Get rid of the cultural premium, translation services, cultural pussy footing around	14%	1
Total number of different types of comments		2

4.7.4 General comments

Residents were asked to give general comments about the proposed savings. 22 out of 31 did not provide comments.

Table 37 gives full details of general comments that were made about the savings for the Policy and Resources Committee.

Of those that did provide comments, the most frequently occurring comments were:

'The committee should reduce its costs and expenses' (10%, 3 out of 31 respondents)

'Agree with the proposals' (10%, 3 out of 31 respondents)

'Its role seems pretty unimportant' (6%, 2 out of 31 respondents)

Table 37: General comments about the proposed savings within Community Leadership Committee

Comments about savings within Community Leadership Committee		
	%	Base ¹
	100%	31
No comment	71%	22
The Committee should reduce its costs and expenses	10%	3
Agree with proposals. Sensible and sustainable./ Saving money on duplicated IT is sensible	10%	3
Its role seems pretty un-important / its desired outcomes are questionable / Why does this Committee exist?	6%	2
We need greater resources for Community leadership as there is a great deal of talent within the Borough which is not being tapped.	3%	1
Everyone should have exactly the same available funding.	3%	1
Disagree that Barnet is a 'safe Borough'	3%	1
Total number of different types of comments		11

4.8 Housing Committee

4.8.1 Overall response to the budget savings proposed in this committee

Respondents were asked to what extent they agreed or disagreed with the savings that has been proposed within Housing Committee's budget for 2016/17.

GENERAL BUDGET CONSULTATION 2016/17

27 respondents answered this question.

Table 38 shows that half of correspondents disagreed with the savings proposals within this committee. 8 out of 27 respondents agreed and 13 out of 27 disagreed. The remainder said they neither agree nor disagree (6 respondents).

Table 38: Overall response to the budget savings proposed for the Housing Committee

Overall to what extent do you agree or disagree with the budget proposals for this Committee for 2016/17?		
Answers	Response Percent	Response Count
Strongly Agree	11.1%	3
Tend to agree	18.5%	5
Neither agree nor disagree	22.2%	6
Tend to disagree	25.9%	7
Strongly disagree	22.2%	6
Don't know / not sure	0.0%	0
answered question		27

4.8.2 Reasons for disagreement

Respondents who disagreed were asked to say why.

Table 39 gives full details of reasons received for respondents disagreeing with the savings being proposed for Housing Committee.

Of those who indicated they disagreed with the savings, 9 out of 12 did not give a reason for their response.

Table 39: Reasons why respondents disagree within savings proposal in Housing Committee

Reasons for disagreeing with the savings proposal for Housing Committee		
	%	Base ²⁷
	100%	12
No comment	75%	9
It is worrying that the council thinks it's an economy not to do non-urgent maintenance and repairs. Waiting for matters to become urgent means the maintenance or repair may cause greater problems and will certainly cost more.	8%	1
More attention should be given to making sure local people in housing need benefit from it.	8%	1
A concern that social housing stock is being sold off and not replaced	8%	1
Total number of different types of comments		3

4.8.3 Alternative suggestions for savings

²⁷ Respondents could write in more than one comment. Percentages are calculated on the number of respondents who indicated there disagreed with the savings.

GENERAL BUDGET CONSULTATION 2016/17

Residents who disagreed with the proposed savings were asked to suggest alternative savings.

Table 40 gives full details of alternatives savings that were given.

Of those who disagreed, 9 out of 12 did not suggest alternatives. Of the residents that did suggest alternatives, the alternatives cited were:

'Do repairs when the problems occur' (1 respondent)

'Make people pay market rent' (1 respondent)

'No right to buy' (1 respondent)

Table 40: Alternative suggestions re the savings within Housing Committee

Alternative suggestions re the savings within Housing Committee?		
	%	Base ¹
	100%	12
No comment	75%	9
Do repairs when the problems occur.	8%	1
Make people pay market rent.	8%	1
Have no Right to Buy	8%	1
Encourage community integration between social housing residents and other residents	8%	1
Total number of different types of comments		4

4.8.4 General comments

Residents were asked to give general comments about the proposed savings. 19 out of 39 did not provide comments.

Table 41 gives full details of general comments that were made about the savings for the Policy and Resources Committee.

Of those that did provide comments, the most frequently occurring comments were:

'More affordable housing needs to be built' (23%, 9 out of 39 respondents)

'Please try to protect this budget' (8%, 3 out of 39 respondents)

'Barnet Homes needs to be more efficient/ Not convinced tenants will get adequate services' (8%, 3 out of 39 respondents)

Table 41: General Comments about the proposed savings within Housing Committee?

Comments about savings within Housing Committee		
	%	Base ²⁸
	100%	39
No comment	49%	19
More affordable housing needs to be built / Housing stock needs to be maintained	23%	9

²⁸ Respondents could write in more than one comment. Percentages are calculated on the number of respondents who indicated there disagreed with the savings.

GENERAL BUDGET CONSULTATION 2016/17

Comments about savings within Housing Committee		
Please try to protect this budget as much as possible	8%	3
Barnet Homes needs to be more efficient / Not convinced tenants will get adequate services	8%	3
I am concerned about stopping non-essential works and re-prioritisation.	5%	2
Reduce number of Right to Buy properties / Stop selling off council houses	5%	2
Agree with the proposed saving as a sensible and sustainable way forward.	3%	1
Private ownership should be encouraged.	3%	1
Stopping non-essential works is good idea	3%	1
Would like to see the council actually delivering the outcomes listed in its priorities	3%	1
I disagree with large scale purchasing of housing outside the borough	3%	1
The council is being ripped off by private developers	3%	1
Users should pay more	3%	1
Increase council tax to provide housing	3%	1
Total number of different type of comments		27